





# Truss

A range of aluminium trussing of various sizes and capacities for supporting lighting systems etc.



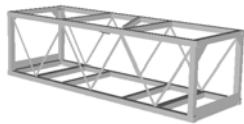
**Super Mega**

Size: 576mm wide x 1076mm high  
 Lengths: 3m, 2m, 1m, 0.5m  
 Corner Blocks: 90°  
 Max Load: 4300Kg uniform, 2100Kg point load for a 24m span



**Supertruss**

Size: 520mm wide x 520mm high  
 Lengths: 3m, 2m, 1.5m, 1m  
 Corner Blocks: 90°, 45°  
 Max Load: 3000Kg uniform, 1500Kg point load for a 12m span



**Pre-Rig**

Size: 762mm wide x 660mm high  
 Lengths: 7'7", 5', 1', 6"  
 Corner Blocks: 120°, 90°, 60°, 30°, 15°, adjustable corners available  
 Max Load: 1725Kg uniform, 860Kg point load for a 12m span



**20.5" GP**

Size: 520mm x 520mm  
 Lengths: 3m, 2m, 1.5m, 1m, 75cm, 40cm, 30cm, 20cm  
 Corner Blocks: 90°, 45°, adjustable  
 Max Load: 1300Kg uniform, 650Kg point load for a 12m span



**15" Minibeam**

Size: 381mm wide x 381mm high (15" x 15")  
 Lengths: 3m, 2m, 1m  
 Corner Blocks: 90°  
 Max Load: n/a



**12" Minibeam**

Size: 305mm wide x 305mm high (12" x 12")  
 Lengths: 10', 5', 2'6", 1'3"  
 Corner Blocks: 90°  
 Max Load: 300Kg uniform, 150Kg point load for a 12m span



**Slick Litebeam**

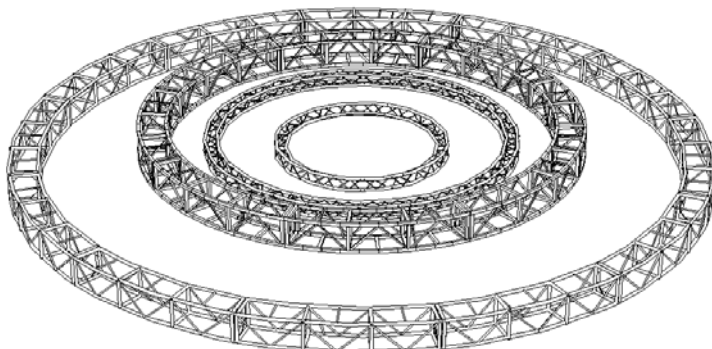
Size: 288mm wide x 256mm high  
 Lengths: 3m, 2.5m, 2m, 1.5m, 1m, 0.5m, 75mm  
 Corner Blocks: 120°, 90°, 60°, Tee, Cross and adjustable  
 Max Load: 159Kg uniform, 80Kg point load for a 12m span



**Quadralite**

Size: 250mm wide x 250mm high  
 Lengths: 6m, 3m, 2m, 1m  
 Corner Blocks: 90°, Tee, Cross  
 Max Load: 1193Kg uniform, 360Kg point load for a 5m span

## Truss Circles



Outside Diameter	Truss Type	No. of Pieces	Angle per Piece
20m	GP	16	22.5°
12m	GP	12	30°
9m	GP	8	45°
25' (7.6m)	GP	8	45°
15' (4.6m)	GP	5	72°
5.44m	Quadralite	8	45°
4m	Quadralite	6	60°
4m	Trilite	6	60°
3m	Trilite	4	90°